

Teesside Crematorium Memorial Wall



Middlesbrough Council
Commercial & Corporate Services
Bereavement Services

Cemeteries and Crematorium Office, Teesside Crematorium, Acklam Road,
Middlesbrough TS5 7HD

Telephone 01642 817725

Fax 01642 852424

e mail bereavementservices@middlesbrough.gov.uk



TEESSIDE CREMATORIUM – MEMORIAL WALL – GUIDANCE FOR USE WITH ONLINE PURCHASING

The Memorial Walls are situated in Acklam Cemetery (adjacent to the Crematorium) near the Chapel of Remembrance.

Black polished granite plaques with inscriptions in gold leaf lettering are available in two sizes, either 3" x 12" (small) or 7" x 12" (large). They may be purchased for periods of ten or twenty years, which are renewable. Samples of plaques are available at the Cemeteries and Crematorium Office at the address shown overleaf. Plaques can have standard designs e.g. roses, special designs, military badges and ceramic photographs at extra cost.

Plaques will take approximately 4 to 6 weeks to be made and fixed to the wall. If a design or photograph is required then this may increase to 8 weeks. If you require the plaque to be fixed by a certain date please ask and you will be told if this is possible. You will be notified by letter or telephone when the plaque has been fixed.

The prices are shown overleaf.

Please note that we reserve the right to refuse or amend any inscription that may be unsuitable and we cannot accept responsibility for an incorrect inscription due to illegible or ambiguous writing.

COLIN DUNCAN

Bereavement Services Manager



STANDARD AND SPECIAL DESIGNS AND CERAMIC PHOTOGRAPHS.

- PLEASE NOTE THAT FOR STANDARD DESIGNS, SPECIAL DESIGNS AND CERAMIC PHOTOGRAPHS, the recommended maximum letters and spaces are 100. If more letters are required we will need to consult our supplier with regard to the layout of the inscription.
- If you require one of our standard or special designs please refer to the samples that are available by clicking the “Designs” links on the online guidance page.
- If you require your own special design or ceramic photograph please attach an example or a photograph to your online order.

PLAQUE WITH INSCRIPTION ONLY

IN LOVING MEMORY OF
WALTER J. SMITH
BELOVED HUSBAND & FATHER
1909 – 1985
AND HIS DEAR WIFE
MARGARET SMITH
1910 – 1997
PRECIOUS MUM & GRANDMA

PLAQUE WITH DESIGN/PHOTOGRAPH
AND SHORTER INSCRIPTION

IN LOVING MEMORY OF
WALTER J. SMITH
1909 – 1985
AND HIS DEAR WIFE
MARGARET SMITH
1910 – 1997
REST IN PEACE

Treasured memories of
Our darling daughter
JOSIE OAKLEY
21/8/1989 – 21/8/2011
Devoted daughter and sister
Someone who always made
A boring day A happy and fun one
xxXXxx

Cherished Memories of
FRANK JENKINS
26/11/1920 – 26/11/2016
Devoted husband, dad, step dad, grandad
And great grandad
A true Gentleman,
Still with a twinkle in his eyes
Now with the other glider pilots in the sky

MEMORIAL WALL CHARGES

From 1 April 2019

1	SMALL PLAQUES	10 years	20 years
1.1.	Small plaque with inscription (3 or 6 lines)	£323.00	£482.00
1.2.	Standard design e.g. rose etc.	£93.00	
1.3	Special design e.g. Military badge	£134.00	
1.4.	Ceramic plaque with photo of one person (4cm x 3cm)	£134.00	
2.	LARGE PLAQUES	10 years	20 years
2.1.	Large plaque with inscription	£484.00	£748.00
2.2.	Standard design e.g. rose etc.	£103.00	
2.3.	Special design e.g. military badge from	£160.00	
2.4.	Ceramic plaque with photo of one person (7cm x 5cm)	£160.00	
3.	Re-gild of small or large plaque	£68.00	

TERMS AND CONDITIONS

I agree to abide by the rules for the Memorial Wall, which are as follows:-

1. Plaques will be fixed to the Wall in rotation in positions chosen by the Council.
2. Memorial wall vases are for shared use.
3. **No other items should be fixed to the plaques, placed around the vases or on any part of the Wall or its surroundings. Any unauthorised items will be removed without notice.**
4. Only fresh flowers will be allowed and all wrappings should be removed. No artificial flowers, pot plants or other arrangements will be permitted.
5. The Council will maintain the Wall and remove any dead flowers.
6. When the lease period expires you will receive a renewal invitation. If the lease period is not renewed the plaque will be removed and the position used again. It will be kept for 6 months pending collection.

Therefore please ensure that we are kept informed of any change of address.

The following pages are included in order to show you the options that are available to you during the online purchasing process.



INSCRIPTION GUIDE BOX FOR THE SMALL PLAQUE WITH UP TO 3 LINES

	1	2	3	4	5	6	7	8	9	10	11	12	13	14	15	16	17	18	19	20	21	22	23	24	25	
	This is the space for a photo if wanted					When a photograph is required the inscription must start at column 6 otherwise start at column 1												The first line is the name in large Letters to a maximum of 17 so these spaces cannot be used.								
Line 1																										
Line 2																										
Line 3																										

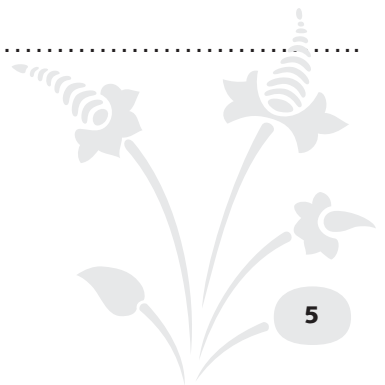
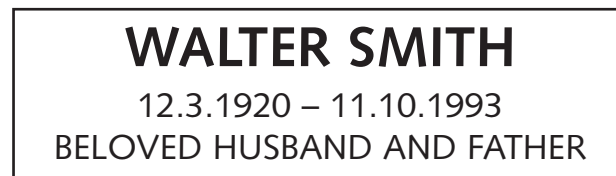
In order to ensure that an inscription will fit onto the plaque, please note the following:-

1. The name uses a larger typeface than the rest of the inscription and therefore it should be on the top line and not exceed 17 letters and spaces.
2. On line 2 the inscription should be limited to dates to accommodate the fixing holes.
The dates should be written as follows :- a) 1920 - 1923 b) 12.3.1920 – 11.10.1993
3. The lower line can have up to 25 smaller letters and spaces for your own message.
4. Do not forget to include the spaces in your inscription.
5. The inscription must be clearly written in BLOCK CAPITALS. Start at line 1, column 1. The text will be centred on the plaque. The guidebox is only to aid your choice of inscription.
6. A small photograph or design can be included but this will reduce the space for the lettering.
7. Type of design and colour if required (refer to the three "Design" links on the online guidance page)

EXAMPLE INSCRIPTIONS :- 3 LINES with a photograph



3 LINES



INSCRIPTION GUIDEBOX FOR THE SMALL PLAQUE WITH UP TO 6 LINES

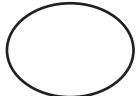
	1	2	3	4	5	6	7	8	9	10	11	12	13	14	15	16	17	18	19	20	21	22	23	24	25	26	27	28	29	30	31	32	33	34	35			
	This is the space for a photo					When a photograph is required the inscription must start at column 6 otherwise start at column 1																																
Line 1																																						
Line 2																																						
Line 3																																						
Line 4																																						
Line 5																																						
Line 6																																						

1. Do not forget to include the spaces in your inscription.
2. The inscription must be clearly written in BLOCK CAPITALS. Start at line 1, column 1. The text will be centred on the plaque.
The guidebox is only to aid your choice of inscription.
3. For the plaque with 6 lines of inscription all the letters will all be the same size.
4. A small photograph or design can be included but this will reduce the space available for letters (see shaded area)
5. Type of design and colour if required (refer to the three "Design" links on the online guidance page)

EXAMPLE INSCRIPTIONS :- 6 LINES

IN LOVING MEMORY OF
 WALTER McFARLANE 1909 – 1985
 BELOVED HUSBAND & FATHER
 AND HIS DEARLY LOVED WIFE
 MARGARET McFARLANE 1910 – 1997
 PRECIOUS MUM & GRANDMA

6 LINES with a photograph



McFARLANE
 IN LOVING MEMORY
 WALTER 1909 – 1985
 MARGARET 1910 – 1987
 MUCH LOVED PARENTS
 AND GRANDPARENTS



INSCRIPTION GUIDEBOX FOR THE LARGE PLAQUE WITH UP TO 8 LINES

	1	2	3	4	5	6	7	8	9	10	11	12	13	14	15	16	17	18	19	20	21	22	23	24	25	26	27	28	29	30
	The name is normally in a larger typeface and therefore cannot exceed 20 letters and spaces.																													
Line 1																														
Line 2																														
Line 3																														
Line 4	Space used for																													
Line 5	fixing holes																													
Line 6																														
Line 7																														
Line 8																														

In order to ensure that an inscription will fit, please note the following:-

1. The name uses a larger typeface than the rest of the inscription and therefore it should not exceed 20 letters and spaces
Names can go on any line except 4 and 5 and only two names can be accommodated with one name per line.
If a third name line is required then line 8 should not be used.
2. Lines 4 and 5 are restricted to 20 letters & spaces to allow for the fixing holes.
3. All other lines not used for names can have a maximum of 30 letters and spaces.
4. Do not forget to include the spaces in your inscription.
5. The inscription must be clearly written in BLOCK CAPITALS. Start at line 1, column 1. The text will be centred on the plaque. The guidebox is only to aid your choice of inscription.

