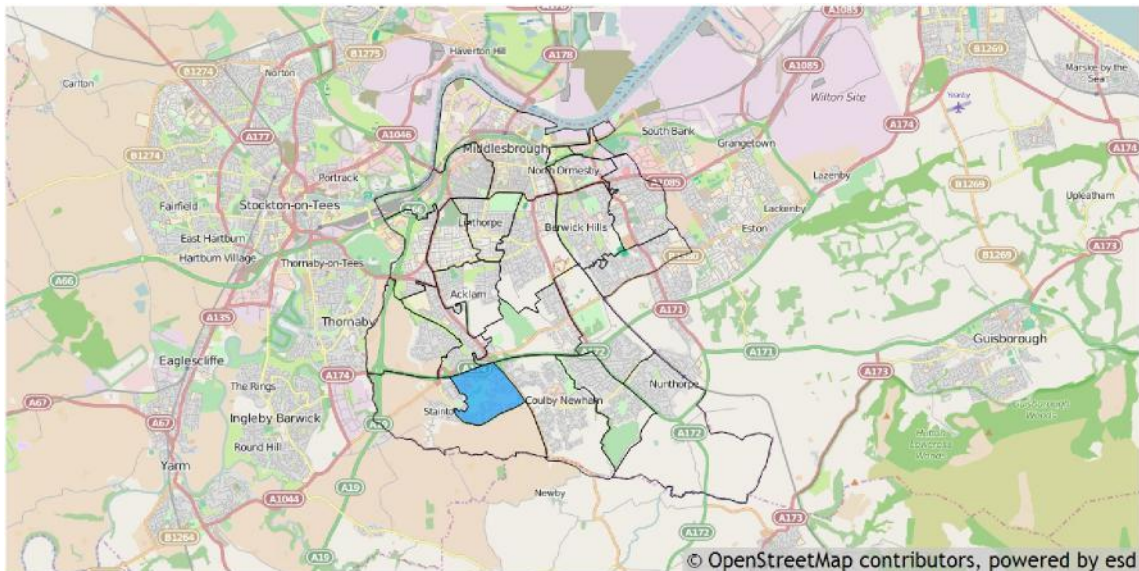


Basic facts about Hemlington 2015 election Ward

This report provides a summary of the latest available information on the demographic and socioeconomic make-up of the Hemlington 2015 election Ward within Middlesbrough. It looks at the population structure and provides information on the economic, housing and educational achievement of the 2015 election Ward.

Hemlington is one of the 20 2015 election Wards of Middlesbrough. It has an area of 155 hectares which represents 2.88% of the total area of Middlesbrough.



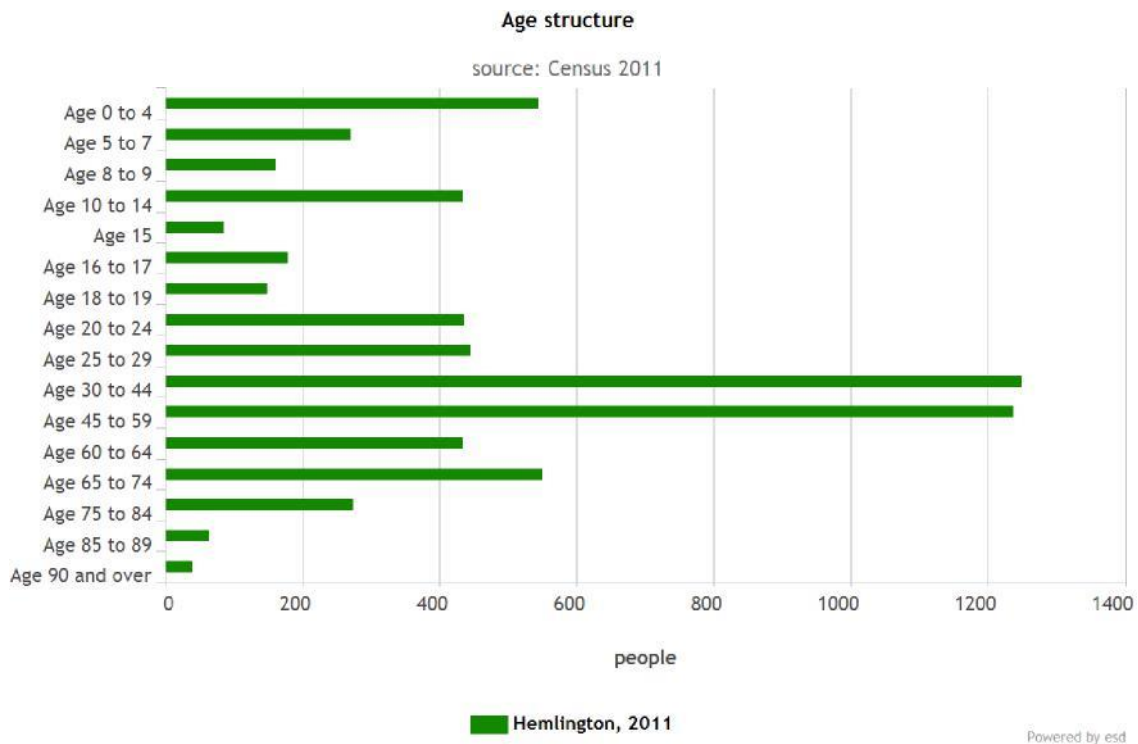
Residents

Hemlington has a resident population of 6,557 which represents 4.74% of the total Middlesbrough resident population of 138,412.

Hemlington's resident population is 52.3% female and 47.7% male.

Age

The mean age of the Hemlington 2015 election Ward population is 37 years compared to a mean age of 38 years for residents in the whole of Middlesbrough. The predominant age band in Hemlington 2015 election Ward is Age 30 to 44 which represents 19.05% of the population.

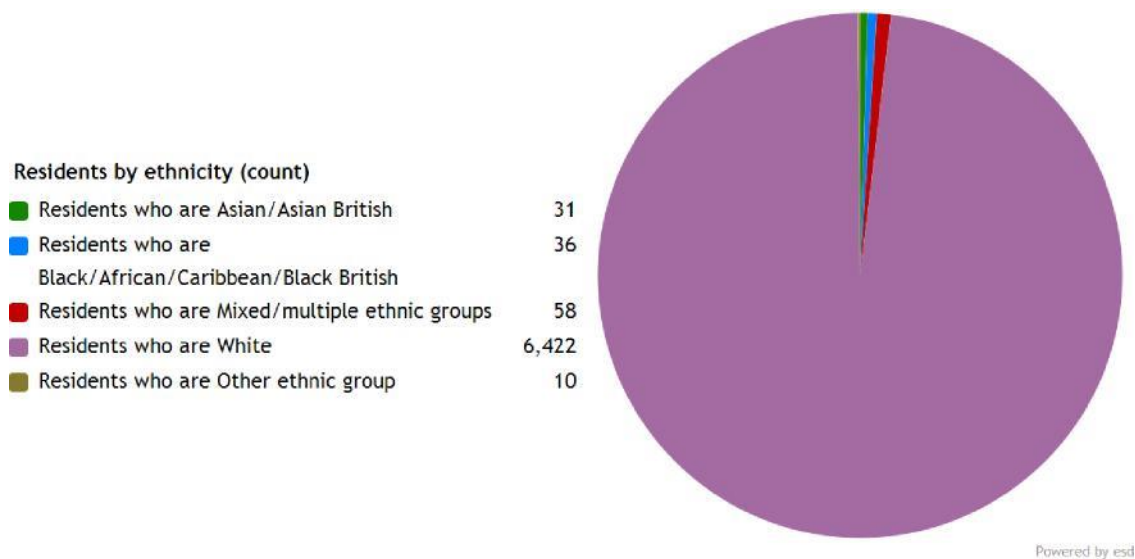


Ethnicity

The largest ethnic group is 'Number of usual residents who are White' with 97.9% of the 2015 election Ward's population. That compares with a figure of 88.2% for Middlesbrough as a whole, 95.3% for the North East Region and 85.4% for all of England.

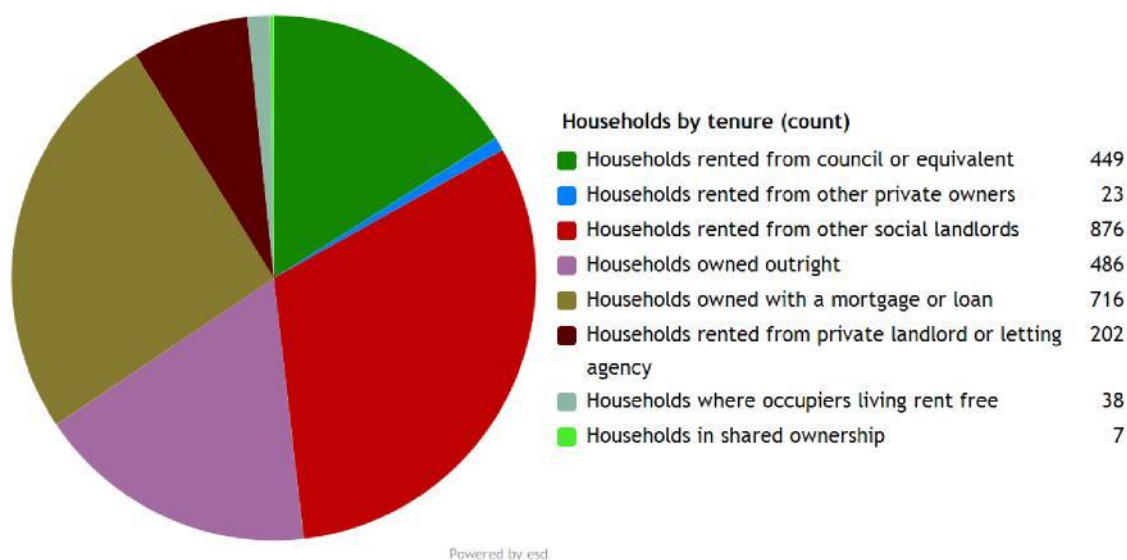
The second largest ethnic group is 'Number of usual residents who are Mixed/multiple ethnic groups' with 0.9% of the 2015 election Ward's population. That compares with 1.7% for Middlesbrough as a whole, 0.9% for the North East Region and 2.3% for all of England.

The ethnic split of Hemlington 's residents is shown below.



Households

Hemlington 2015 election Ward has 2,797 households, which represents 4.89% of Middlesbrough's 57,203 households. The household split by tenure is shown below.



The largest number of households lives in 'Number of all households - Social rented: Other' accommodation with 31.3% of the 2015 election Ward's households. That compares with 13.3% for Middlesbrough as a whole, 10.6% for North East Region and 5.7% for the whole of England.

The second largest number of households lives in 'Percentage of all households - Owned outright' accommodation with 25.6% of the 2015 election Ward's households. That compares with 30.6% for Middlesbrough as a whole, 27.1% for North East Region and 34.5% for the whole of England.

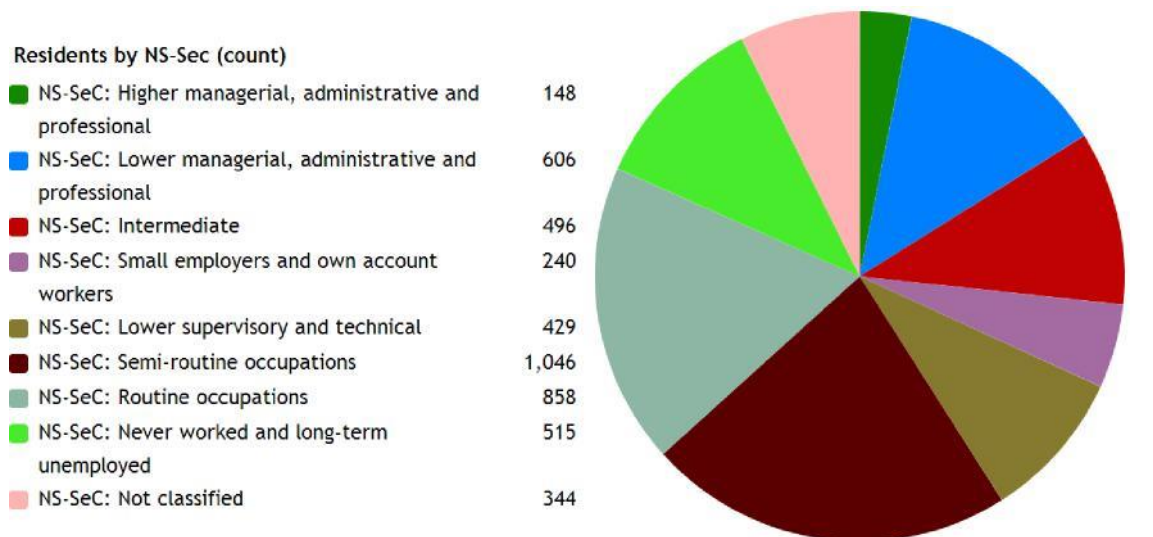
The 2015 election Ward has 399 households with dependent children aged 0 to 4. That represents 14.27% of the 2015 election Ward's households.

941 households in the 2015 election Ward have 'Dependent children in household: All ages'. That represents 33.64% of the 2015 election Ward's households.

Employment

The following chart provides a breakdown of the Hemlington 2015 election Ward by socio-economic classification for all residents aged 16 – 74.

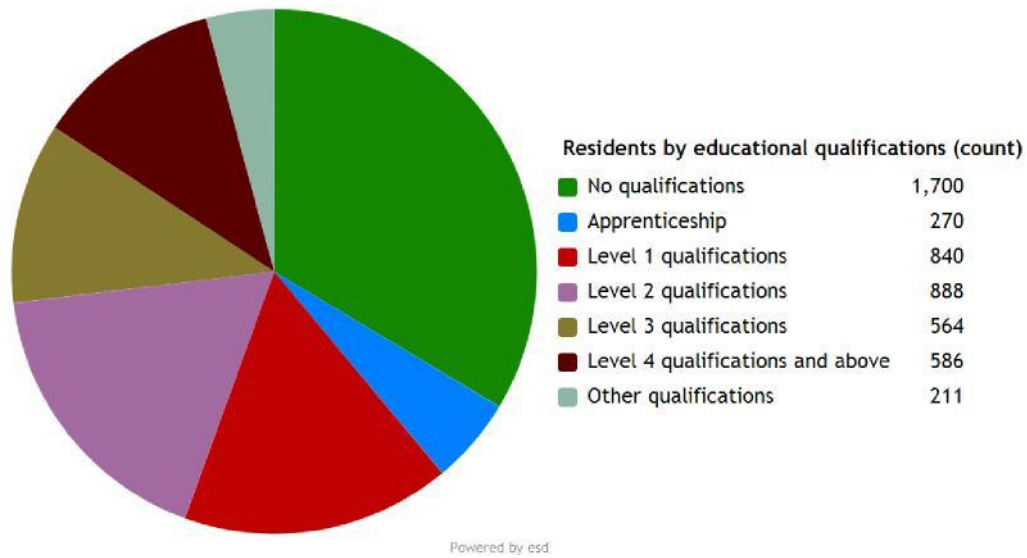
The National Statistics Socio-economic Classification (NS-SEC) provides an indication of socioeconomic position based on occupation. It is an Office for National Statistics standard classification. To assign a person aged 16 to 74 to an NS-SEC category their occupation title is combined with information about their employment status, whether they are employed or self-employed, and whether or not they supervise other employees. Full-time students are recorded in the 'full-time students' category regardless of whether they are economically active or not.



powered by esa

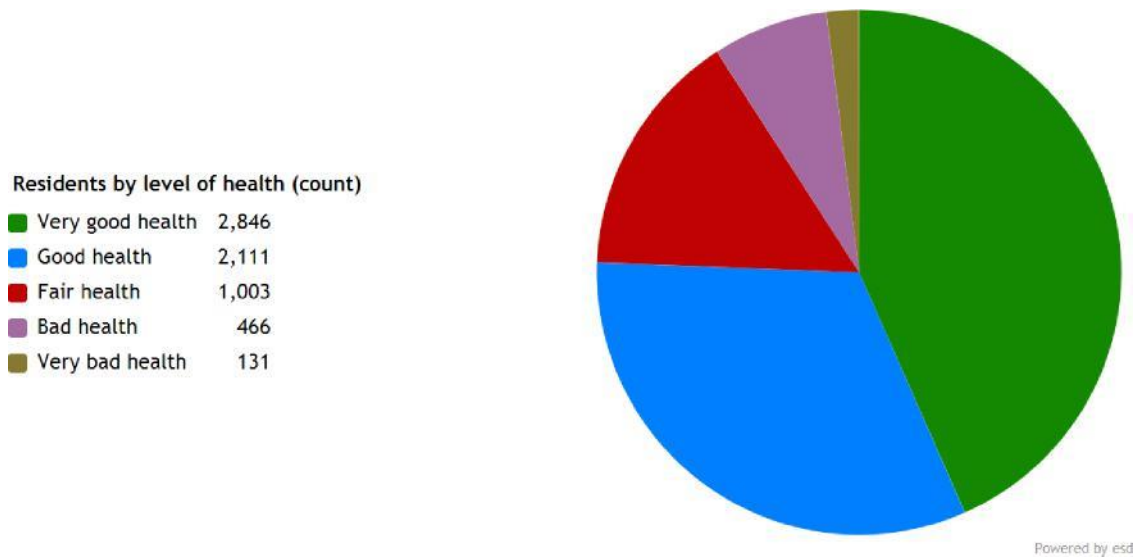
The largest group is 'National Statistics Socio-Economic Classification - 6. Semi-routine occupations' representing 15.95% of the 2015 election Ward's population.

Education



8.94% of Hemlington 's residents have achieved level 4 qualifications and above compared to 27.40% in England as a whole and 25.93% of Hemlington 's residents have no qualifications compared to 22.50% in England .

Health



Hemlington has 466 (7.1%) residents that report being in bad health and 131 (2.0%) residents that report being in very bad health.

Its ranking for the number of residents in very bad health is 13 (out of 20 2015 election Wards) within Middlesbrough.