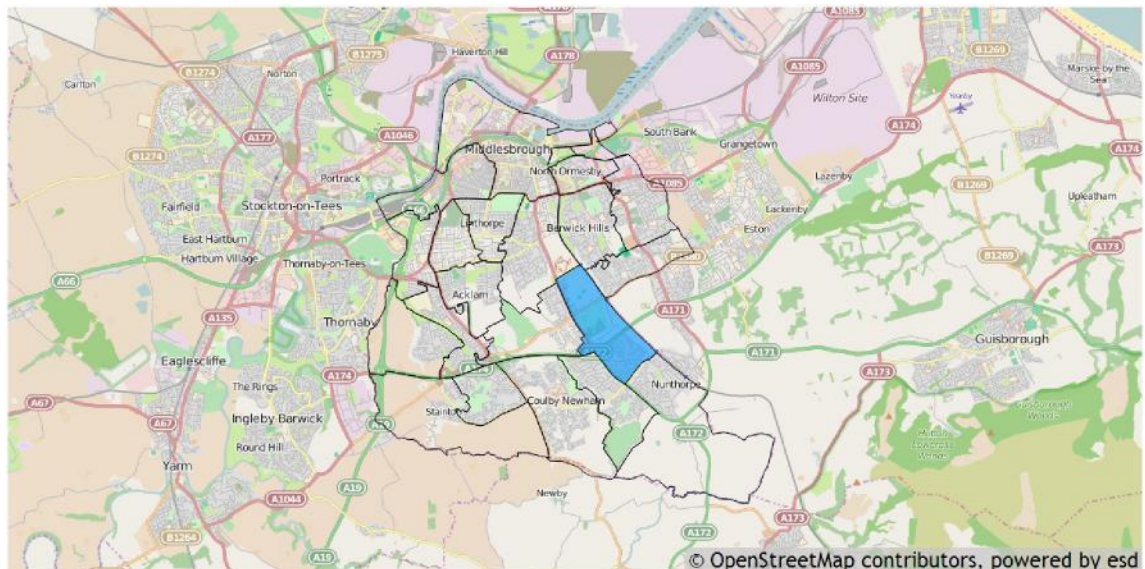


Basic facts about Marton East 2015 election Ward

This report provides a summary of the latest available information on the demographic and socioeconomic make-up of the Marton East 2015 election Ward within Middlesbrough. It looks at the population structure and provides information on the economic, housing and educational achievement of the 2015 election Ward.

Marton East is one of the 20 2015 election Wards of Middlesbrough. It has an area of 272 hectares which represents 5.05% of the total area of Middlesbrough.



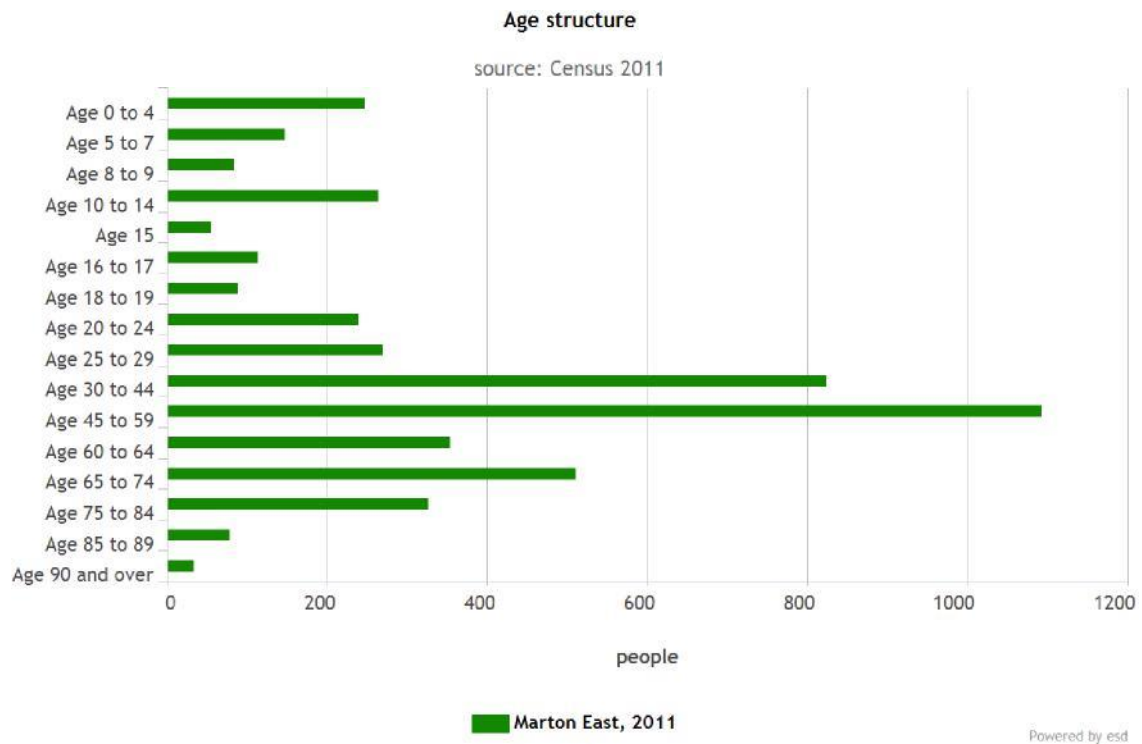
Residents

Marton East has a resident population of 4,728 which represents 3.42% of the total Middlesbrough resident population of 138,412.

Marton East's resident population is 52.1% female and 47.9% male.

Age

The mean age of the Marton East 2015 election Ward population is 43 years compared to a mean age of 38 years for residents in the whole of Middlesbrough. The predominant age band in Marton East 2015 election Ward is Age 45 to 59 which represents 23.14% of the population.

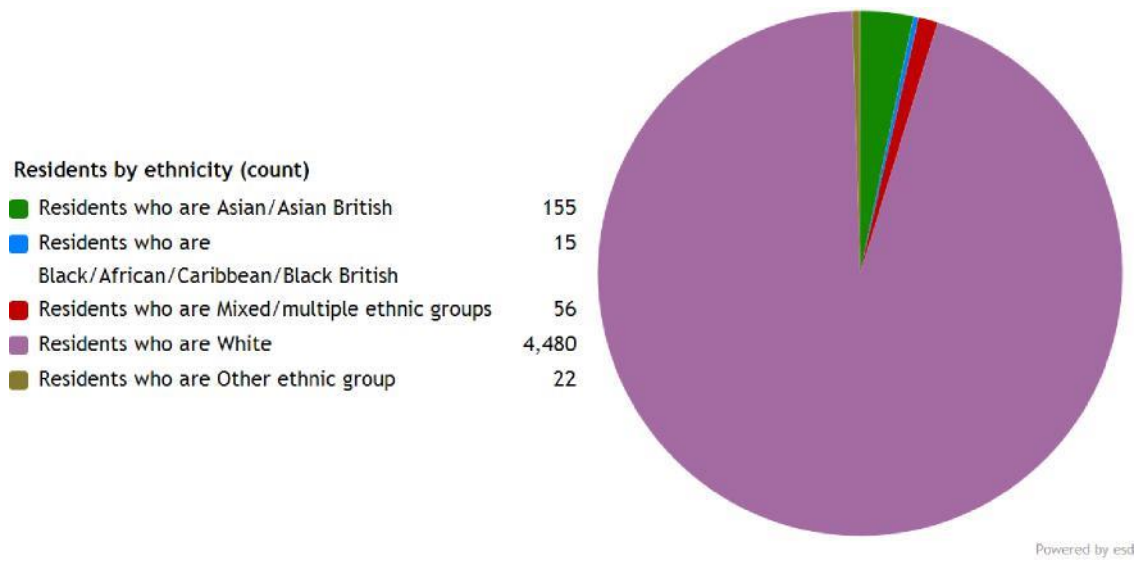


Ethnicity

The largest ethnic group is 'Number of usual residents who are White' with 94.8% of the 2015 election Ward's population. That compares with a figure of 88.2% for Middlesbrough as a whole, 95.3% for the North East Region and 85.4% for all of England.

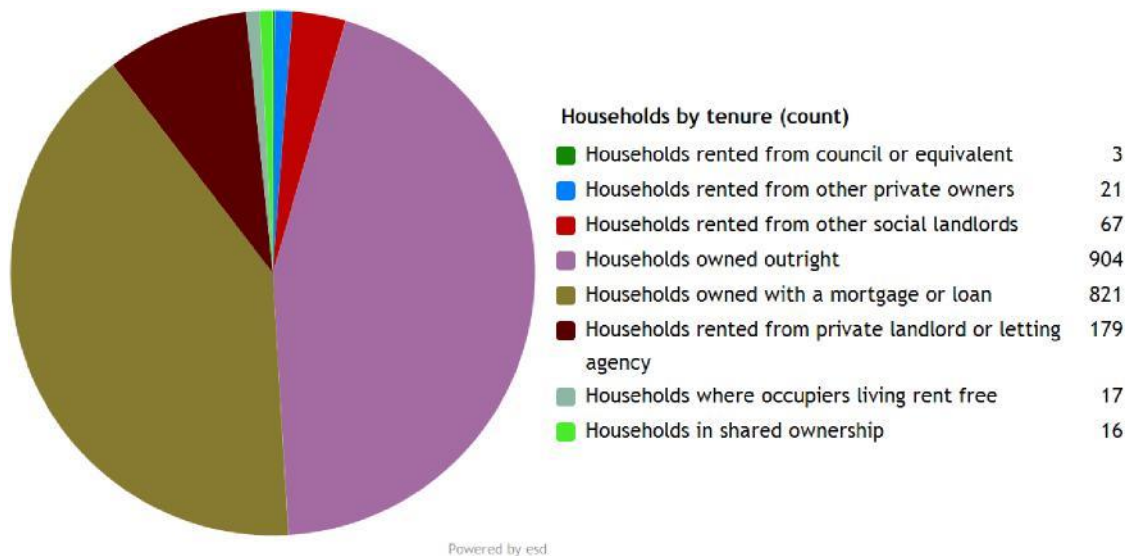
The second largest ethnic group is 'Number of usual residents who are Asian/Asian British' with 3.3% of the 2015 election Ward's population. That compares with 7.8% for Middlesbrough as a whole, 2.9% for the North East Region and 7.8% for all of England.

The ethnic split of Marton East 's residents is shown below.



Households

Marton East 2015 election Ward has 2,028 households, which represents 3.55% of Middlesbrough's 57,203 households. The household split by tenure is shown below.



The largest number of households lives in 'Number of all households - Owned outright' accommodation with 44.6% of the 2015 election Ward's households. That compares with 26.6% for Middlesbrough as a whole, 21.1% for North East Region and 32.8% for the whole of England.

The second largest number of households lives in 'Percentage of all households - Owned outright' accommodation with 40.5% of the 2015 election Ward's households. That compares with 30.6% for Middlesbrough as a whole, 27.1% for North East Region and 34.5% for the whole of England.

The 2015 election Ward has 195 households with dependent children aged 0 to 4. That represents 9.62% of the 2015 election Ward's households.

542 households in the 2015 election Ward have 'Dependent children in household: All ages'. That represents 26.73% of the 2015 election Ward's households.

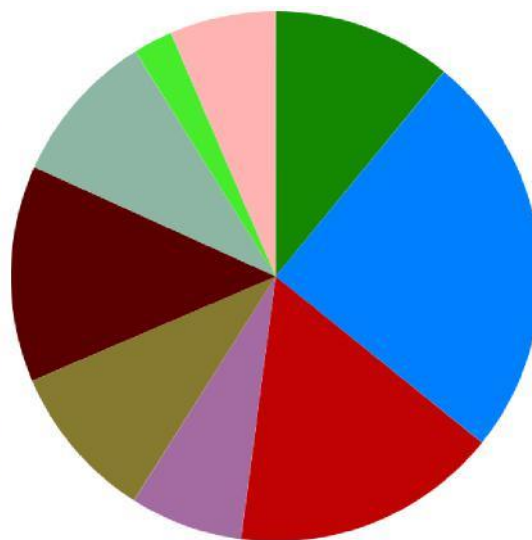
Employment

The following chart provides a breakdown of the Marton East 2015 election Ward by socio-economic classification for all residents aged 16 – 74.

The National Statistics Socio-economic Classification (NS-SEC) provides an indication of socioeconomic position based on occupation. It is an Office for National Statistics standard classification. To assign a person aged 16 to 74 to an NS-SEC category their occupation title is combined with information about their employment status, whether they are employed or self-employed, and whether or not they supervise other employees. Full-time students are recorded in the 'full-time students' category regardless of whether they are economically active or not.

Residents by NS-Sec (count)

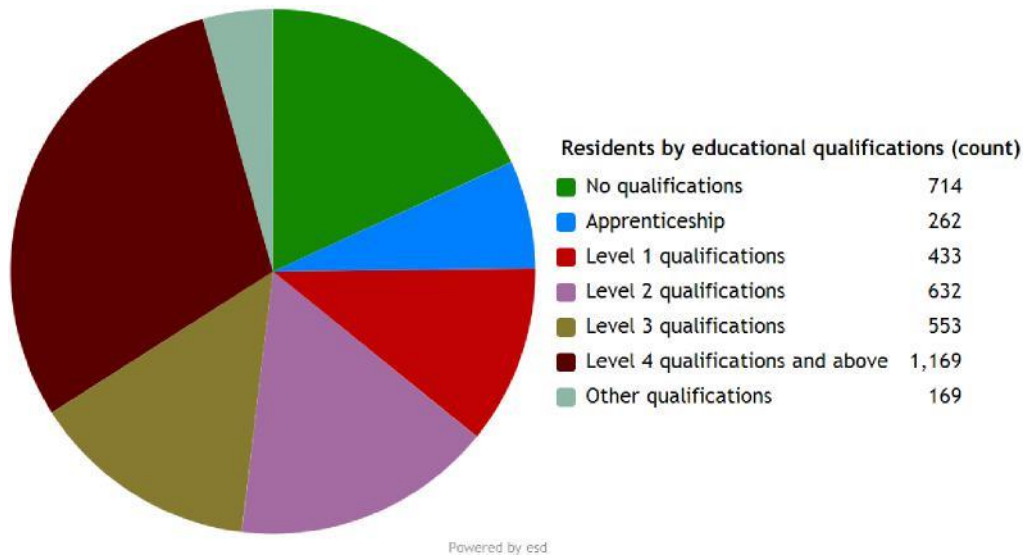
NS-Sec: Higher managerial, administrative and professional	383
NS-Sec: Lower managerial, administrative and professional	868
NS-Sec: Intermediate	570
NS-Sec: Small employers and own account workers	241
NS-Sec: Lower supervisory and technical	334
NS-Sec: Semi-routine occupations	462
NS-Sec: Routine occupations	327
NS-Sec: Never worked and long-term unemployed	84
NS-Sec: Not classified	226



Powered by esa

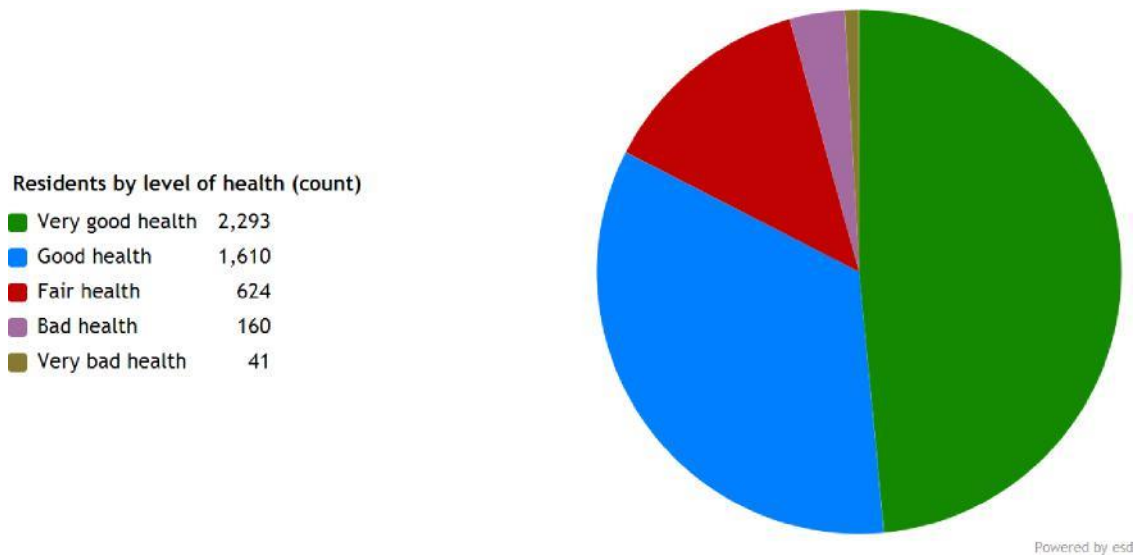
The largest group is 'National Statistics Socio-Economic Classification - 2. Lower managerial, administrative and professional occupations' representing 18.36% of the 2015 election Ward's population.

Education



24.73% of Marton East's residents have achieved level 4 qualifications and above compared to 27.40% in England as a whole and 15.10% of Marton East's residents have no qualifications compared to 22.50% in England .

Health



Marton East has 160 (3.4%) residents that report being in bad health and 41 (0.9%) residents that report being in very bad health.

Its ranking for the number of residents in very bad health is 4 (out of 20 2015 election Wards) within Middlesbrough.