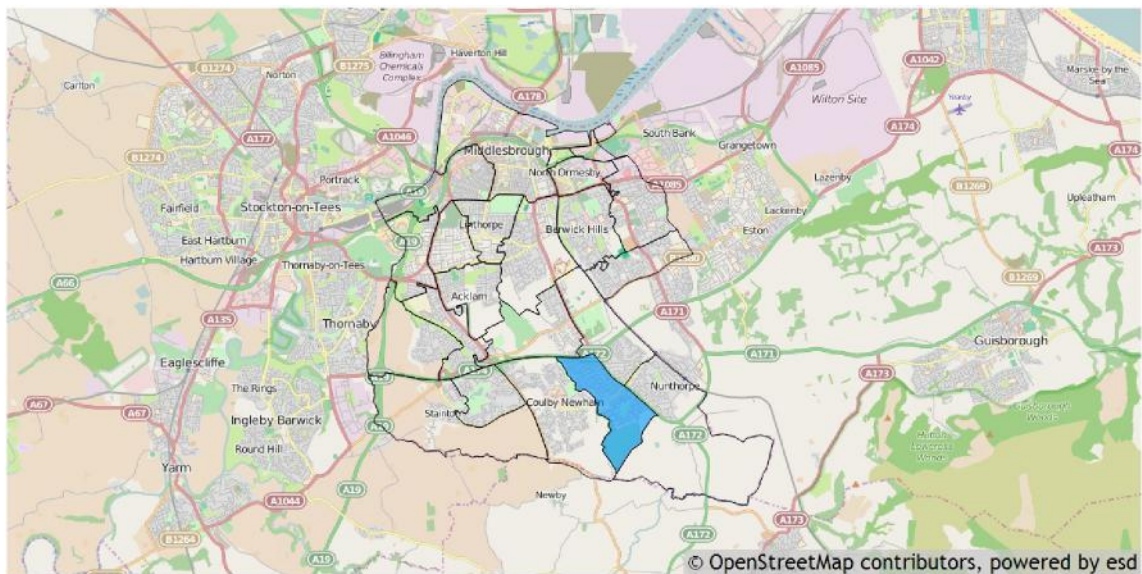


Basic facts about Marton West 2015 election Ward

This report provides a summary of the latest available information on the demographic and socioeconomic make-up of the Marton West 2015 election Ward within Middlesbrough. It looks at the population structure and provides information on the economic, housing and educational achievement of the 2015 election Ward.

Marton West is one of the 20 2015 election Wards of Middlesbrough. It has an area of 239 hectares which represents 4.44% of the total area of Middlesbrough.



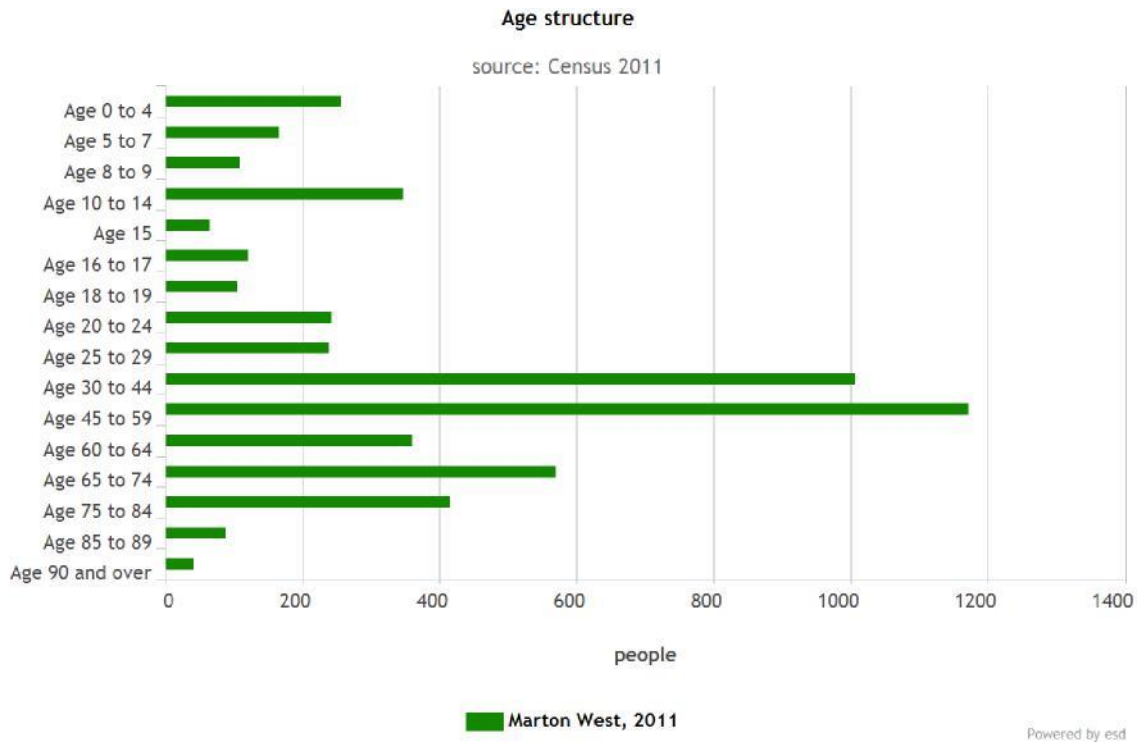
Residents

Marton West has a resident population of 5,305 which represents 3.83% of the total Middlesbrough resident population of 138,412.

Marton West's resident population is 51.3% female and 48.7% male.

Age

The mean age of the Marton West 2015 election Ward population is 43 years compared to a mean age of 38 years for residents in the whole of Middlesbrough. The predominant age band in Marton West 2015 election Ward is Age 45 to 59 which represents 22.09% of the population.

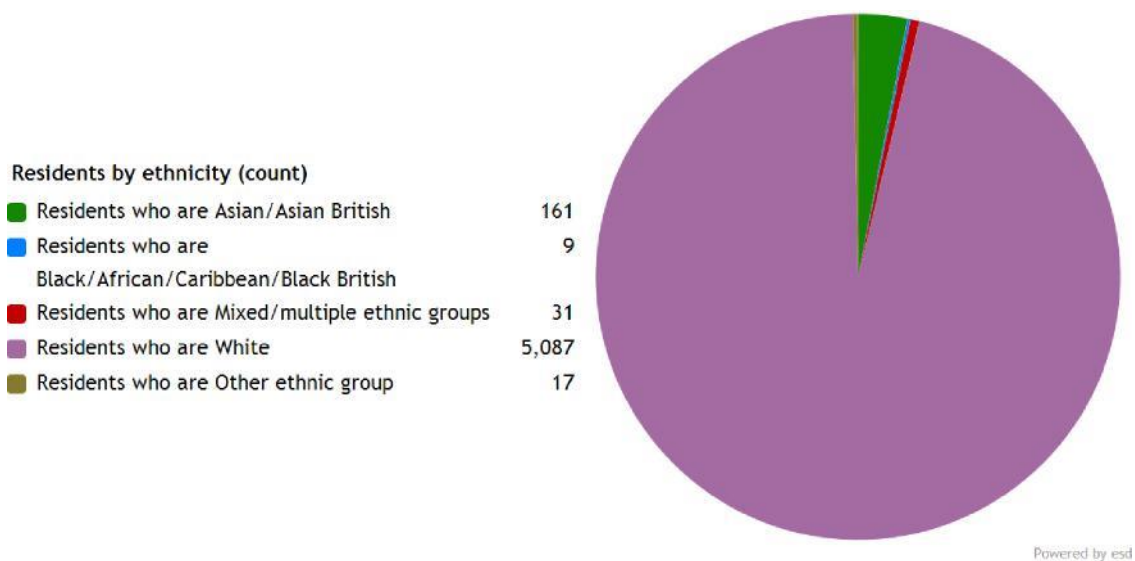


Ethnicity

The largest ethnic group is 'Number of usual residents who are White' with 95.9% of the 2015 election Ward's population. That compares with a figure of 88.2% for Middlesbrough as a whole, 95.3% for the North East Region and 85.4% for all of England.

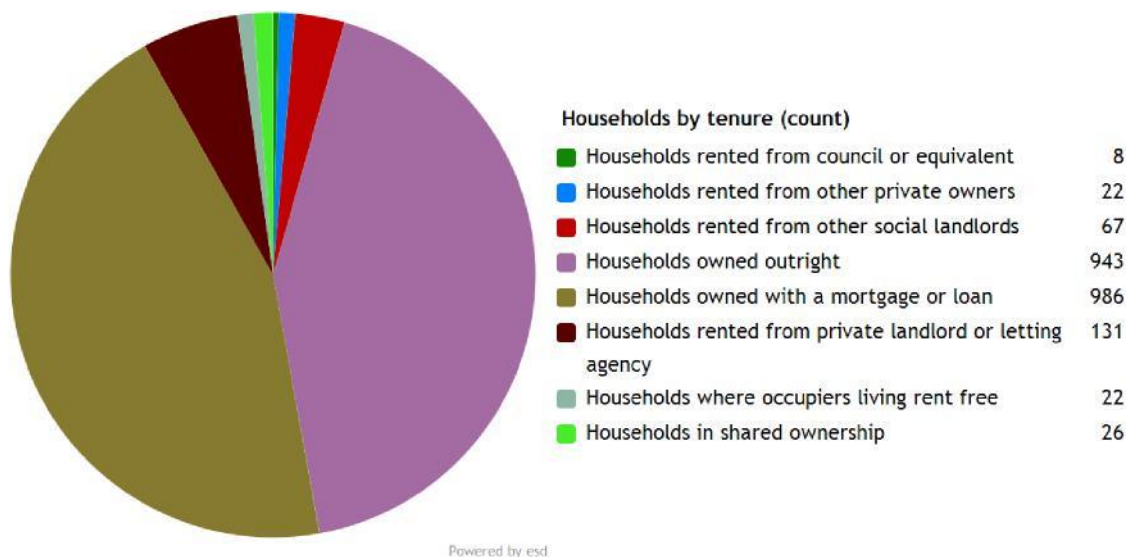
The second largest ethnic group is 'Number of usual residents who are Asian/Asian British' with 3.0% of the 2015 election Ward's population. That compares with 7.8% for Middlesbrough as a whole, 2.9% for the North East Region and 7.8% for all of England.

The ethnic split of Marton West 's residents is shown below.



Households

Marton West 2015 election Ward has 2,205 households, which represents 3.85% of Middlesbrough's 57,203 households. The household split by tenure is shown below.



The largest number of households lives in 'Number of all households - Owned with a mortgage or loan' accommodation with 44.7% of the 2015 election Ward's households. That compares with 30.6% for Middlesbrough as a whole, 27.1% for North East Region and 34.5% for the whole of England.

The second largest number of households lives in 'Percentage of all households - Owned outright' accommodation with 42.8% of the 2015 election Ward's households. That compares with 26.6% for Middlesbrough as a whole, 21.1% for North East Region and 32.8% for the whole of England.

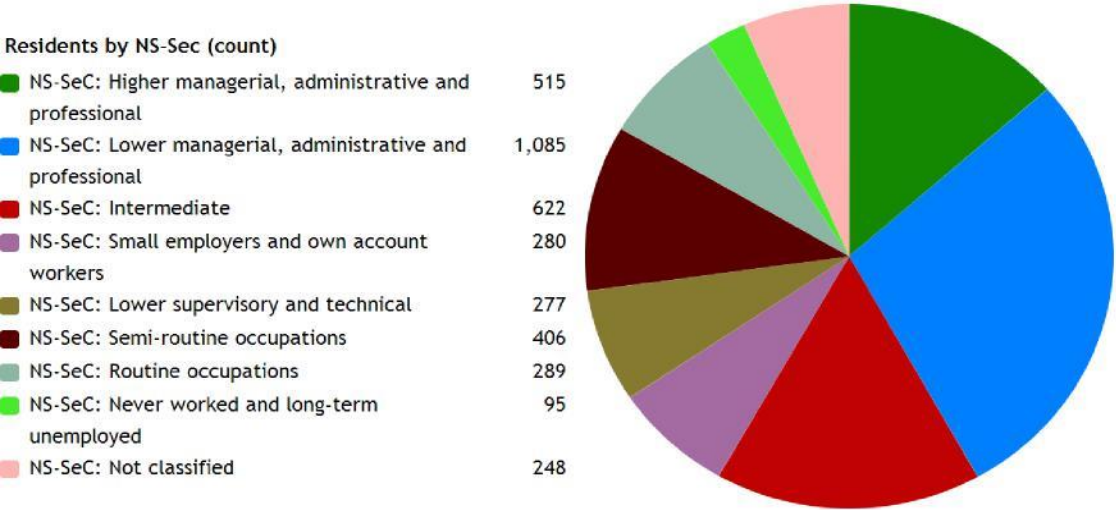
The 2015 election Ward has 204 households with dependent children aged 0 to 4. That represents 9.25% of the 2015 election Ward's households.

655 households in the 2015 election Ward have 'Dependent children in household: All ages'. That represents 29.71% of the 2015 election Ward's households.

Employment

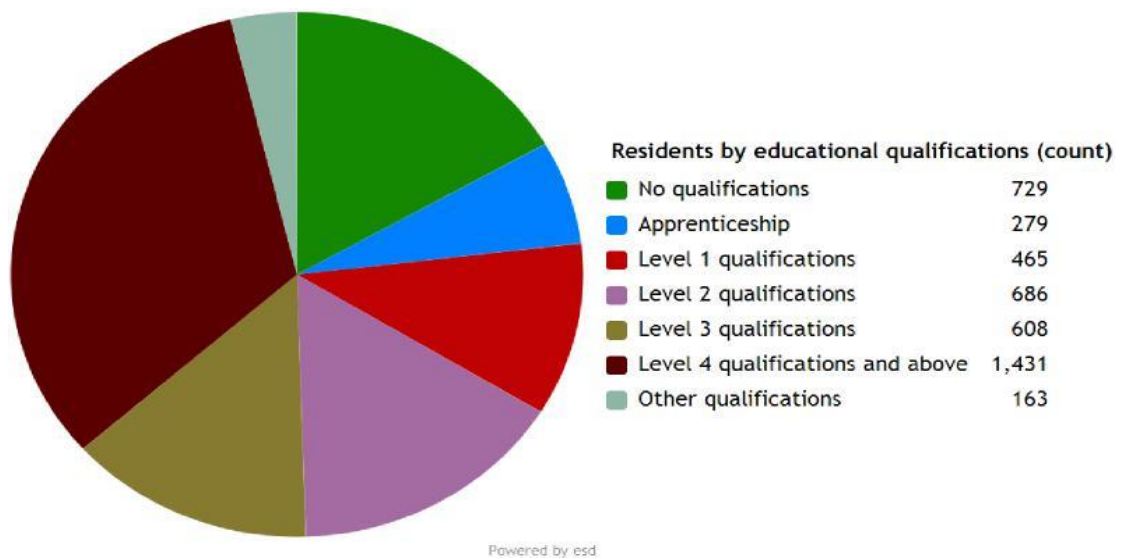
The following chart provides a breakdown of the Marton West 2015 election Ward by socio-economic classification for all residents aged 16 – 74.

The National Statistics Socio-economic Classification (NS-SEC) provides an indication of socioeconomic position based on occupation. It is an Office for National Statistics standard classification. To assign a person aged 16 to 74 to an NS-SEC category their occupation title is combined with information about their employment status, whether they are employed or self-employed, and whether or not they supervise other employees. Full-time students are recorded in the ' full-time students' category regardless of whether they are economically active or not.



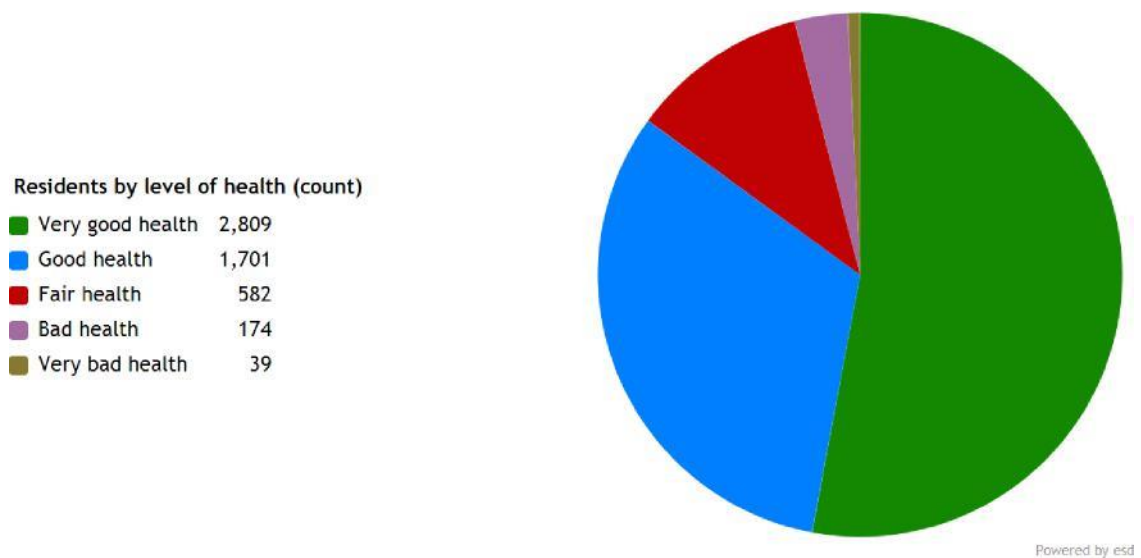
The largest group is 'National Statistics Socio-Economic Classification - 2. Lower managerial, administrative and professional occupations' representing 20.45% of the 2015 election Ward's population.

Education



26.97% of Marton West 's residents have achieved level 4 qualifications and above compared to 27.40% in England as a whole and 13.74% of Marton West 's residents have no qualifications compared to 22.50% in England .

Health



Marton West has 174 (3.3%) residents that report being in bad health and 39 (0.7%) residents that report being in very bad health.

Its ranking for the number of residents in very bad health is 1 (out of 20 2015 election Wards) within Middlesbrough.