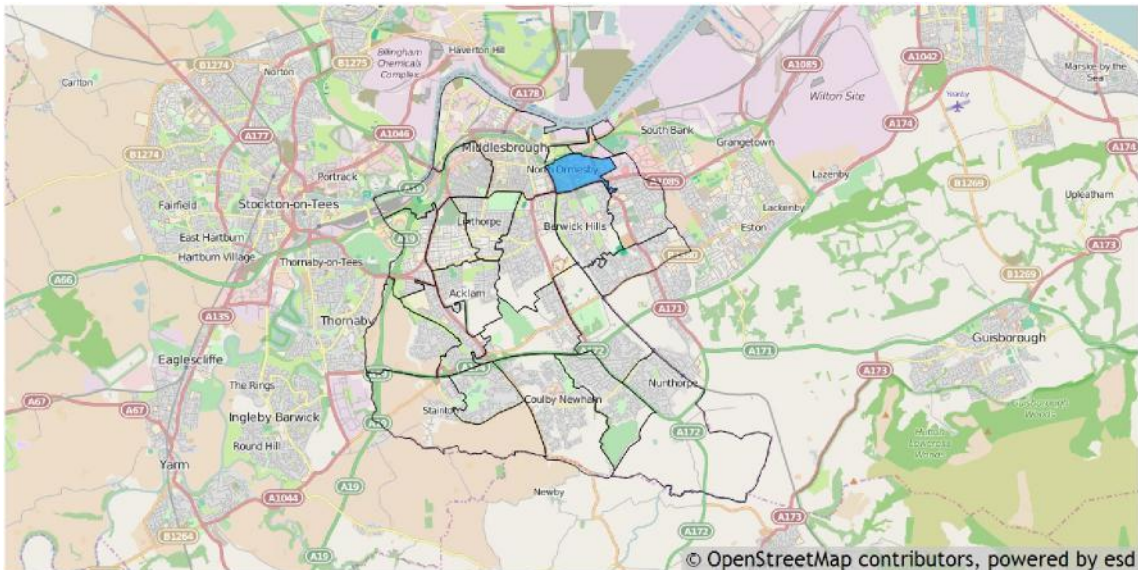


Basic facts about North Ormesby 2015 election Ward

This report provides a summary of the latest available information on the demographic and socio-economic make-up of the North Ormesby 2015 election Ward within Middlesbrough. It looks at the population structure and provides information on the economic, housing and educational achievement of the 2015 election Ward.

North Ormesby is one of the 20 2015 election Wards of Middlesbrough. It has an area of 99 hectares which represents 1.84% of the total area of Middlesbrough.



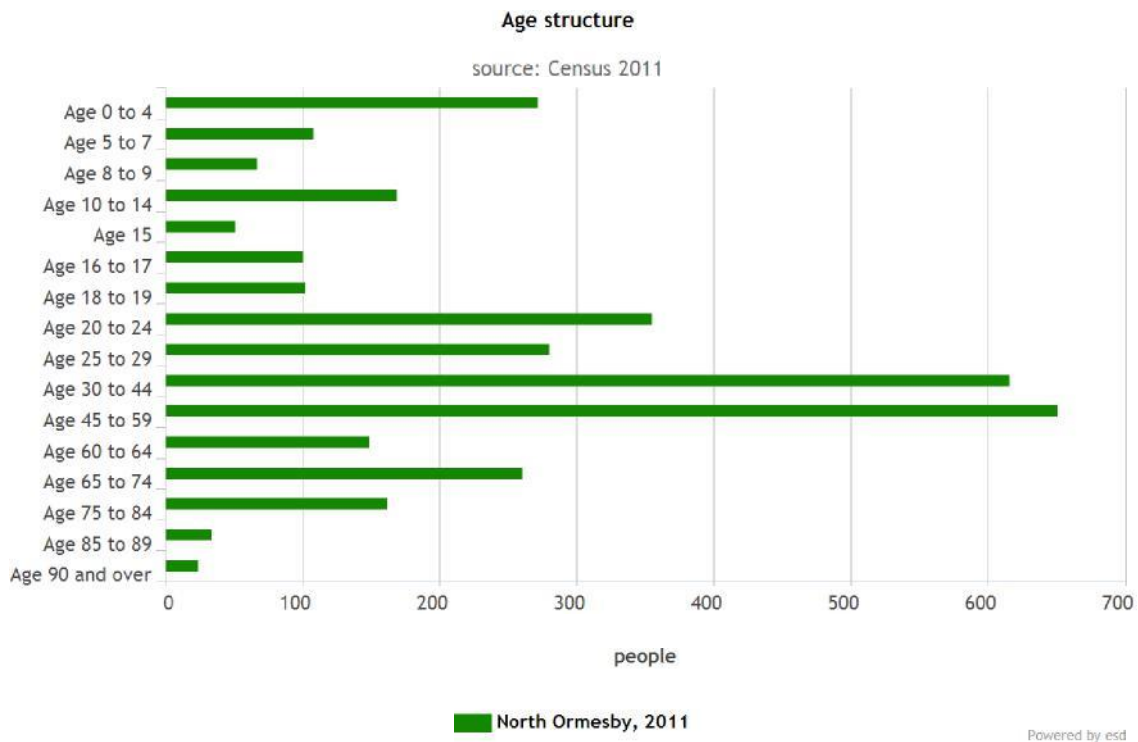
Residents

North Ormesby has a resident population of 3,402 which represents 2.46% of the total Middlesbrough resident population of 138,412.

North Ormesby's resident population is 51.2% female and 48.8% male.

Age

The mean age of the North Ormesby 2015 election Ward population is 37 years compared to a mean age of 38 years for residents in the whole of Middlesbrough. The predominant age band in North Ormesby 2015 election Ward is Age 45 to 59 which represents 19.14% of the population.

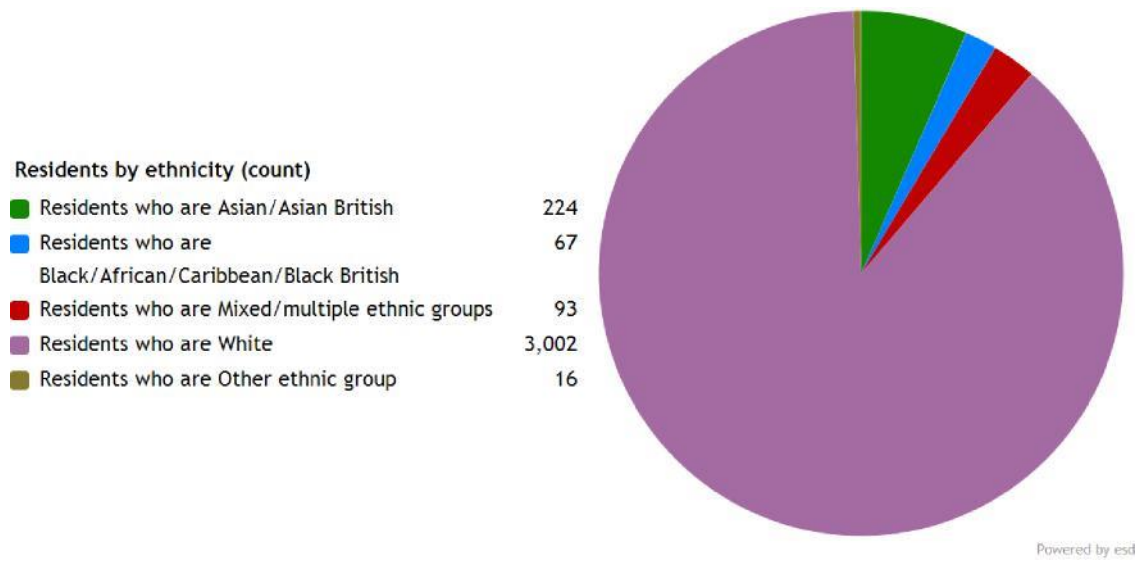


Ethnicity

The largest ethnic group is 'Number of usual residents who are White' with 88.2% of the 2015 election Ward's population. That compares with a figure of 88.2% for Middlesbrough as a whole, 95.3% for the North East Region and 85.4% for all of England.

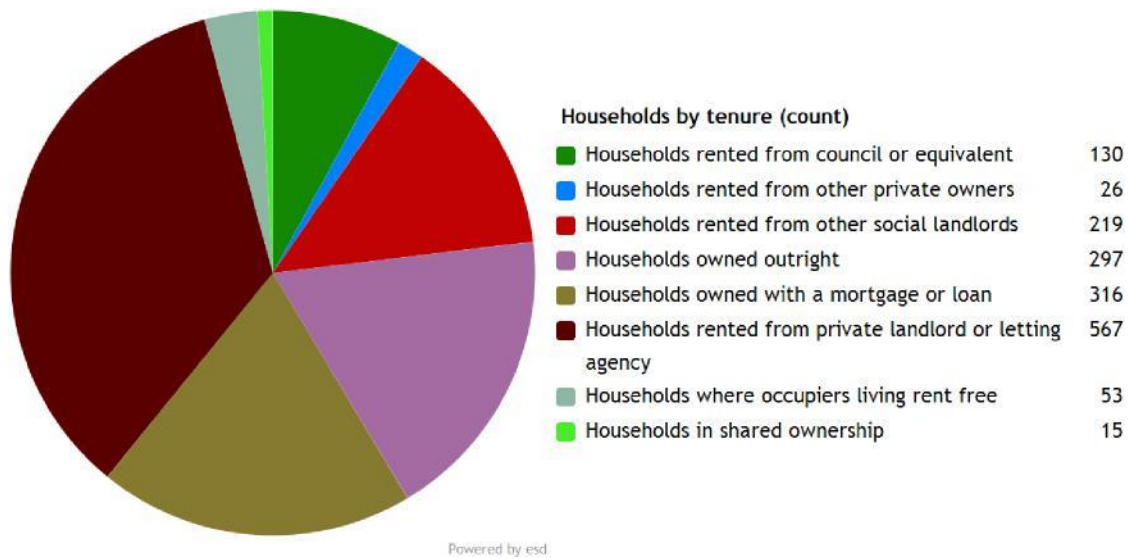
The second largest ethnic group is 'Number of usual residents who are Asian/Asian British' with 6.6% of the 2015 election Ward's population. That compares with 7.8% for Middlesbrough as a whole, 2.9% for the North East Region and 7.8% for all of England.

The ethnic split of North Ormesby 's residents is shown below.



Households

North Ormesby 2015 election Ward has 1,623 households, which represents 2.84% of Middlesbrough's 57,203 households. The household split by tenure is shown below.



The largest number of households lives in 'Number of all households - Private rented: Private landlord or letting agency' accommodation with 34.9% of the 2015 election Ward's households. That compares with 15.1% for Middlesbrough as a whole, 23.7% for North East Region and 13.6% for the whole of England.

The second largest number of households lives in 'Percentage of all households - Owned outright' accommodation with 19.5% of the 2015 election Ward's households. That compares with 30.6% for Middlesbrough as a whole, 27.1% for North East Region and 34.5% for the whole of England.

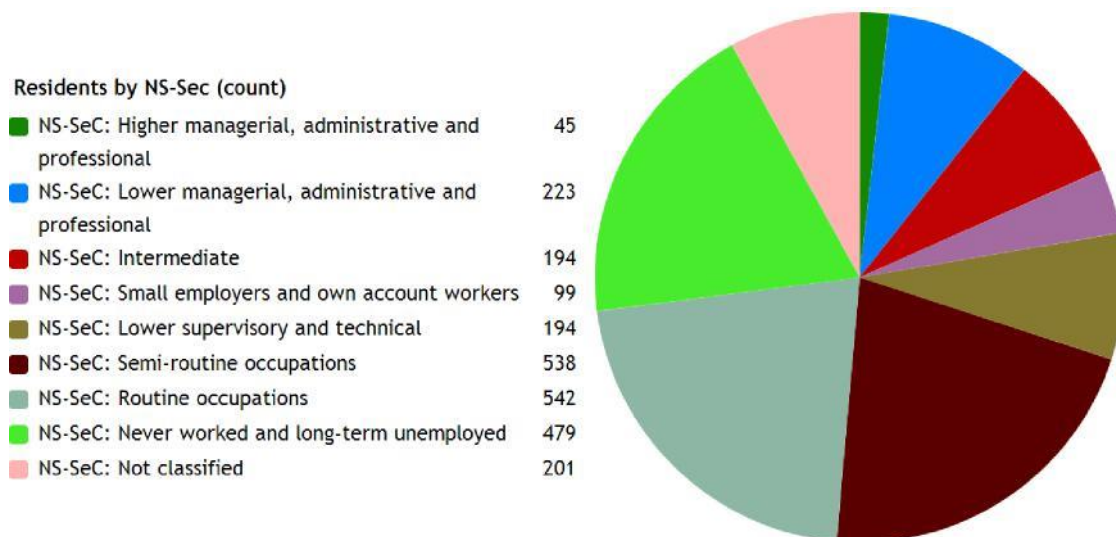
The 2015 election Ward has 221 households with dependent children aged 0 to 4. That represents 13.62% of the 2015 election Ward's households.

459 households in the 2015 election Ward have 'Dependent children in household: All ages'. That represents 28.28% of the 2015 election Ward's households.

Employment

The following chart provides a breakdown of the North Ormesby 2015 election Ward by socio-economic classification for all residents aged 16 – 74.

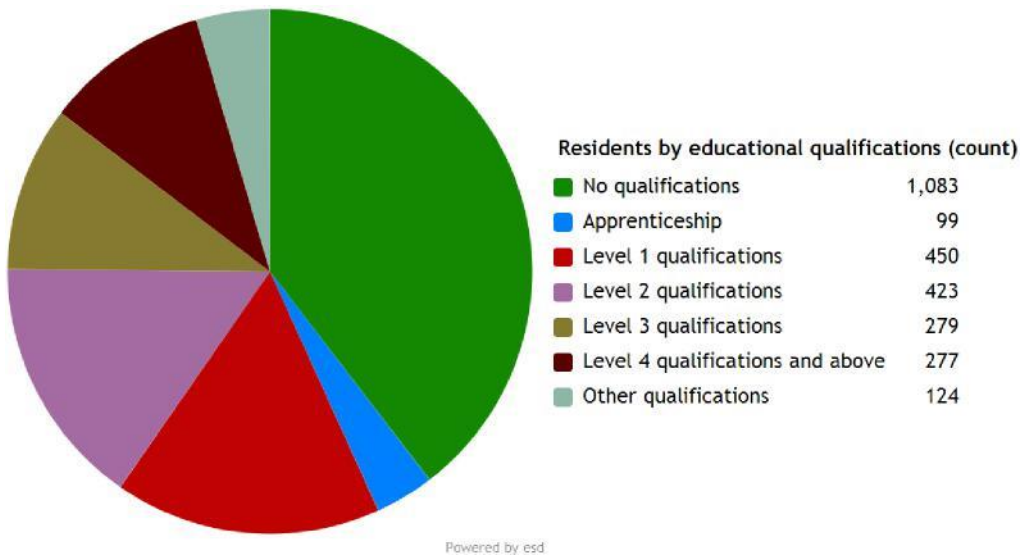
The National Statistics Socio-economic Classification (NS-SEC) provides an indication of socioeconomic position based on occupation. It is an Office for National Statistics standard classification. To assign a person aged 16 to 74 to an NS-SEC category their occupation title is combined with information about their employment status, whether they are employed or self-employed, and whether or not they supervise other employees. Full-time students are recorded in the 'full-time students' category regardless of whether they are economically active or not.



Powered by esa

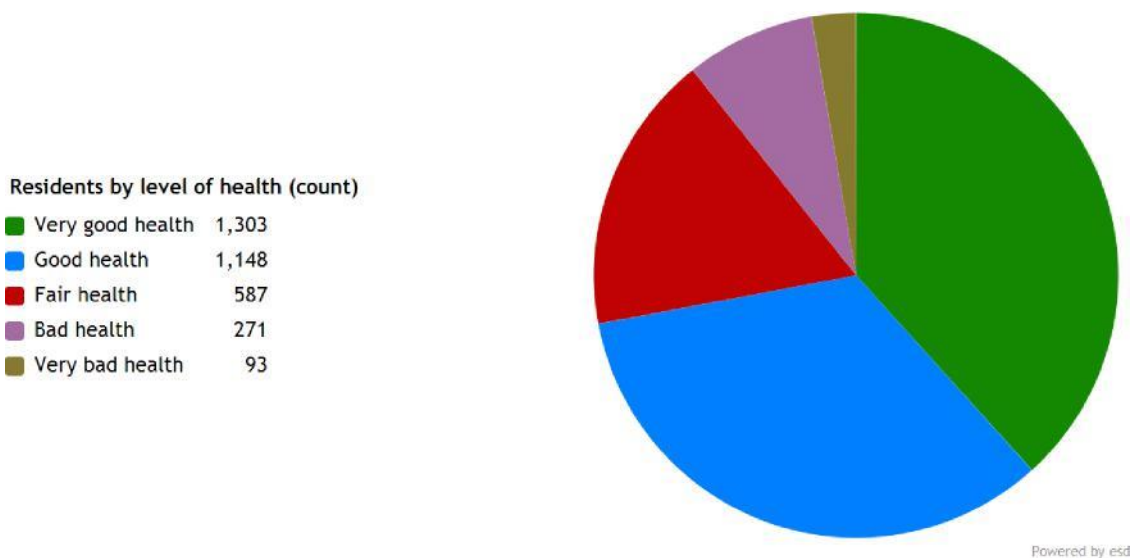
The largest group is 'National Statistics Socio-Economic Classification - 7. Routine occupations' representing 15.93% of the 2015 election Ward's population.

Education



8.14% of North Ormesby 's residents have achieved level 4 qualifications and above compared to 27.40% in England as a whole and 31.83% of North Ormesby 's residents have no qualifications compared to 22.50% in England .

Health



North Ormesby has 271 (8.0%) residents that report being in bad health and 93 (2.7%) residents that report being in very bad health.

Its ranking for the number of residents in very bad health is 18 (out of 20 2015 election Wards) within Middlesbrough.